

Product description **M16 IP67 cable connector, Contacts: 12, 4.0 - 6.0 mm, shieldable, solder, IP67, UL**

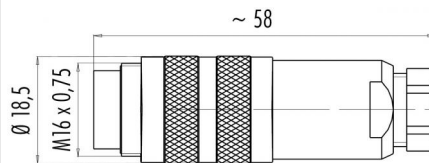
Area **M16 IP67 series 423**

Order number **99 5129 00 12**

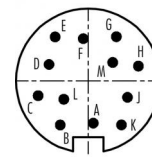
Illustration



Scale drawing



Contact arrangement (Plug-in side)



| | X | Y |
|---|-------|-------|
| A | 0,41 | -3,45 |
| B | -2,29 | -3,61 |
| C | -4,10 | -1,21 |
| D | -3,20 | 1,34 |
| E | -2,71 | 3,59 |
| F | -0,41 | 3,45 |
| G | 2,29 | 3,61 |
| H | 4,10 | 1,21 |
| J | 3,20 | -1,34 |
| K | 2,71 | -3,59 |
| L | -2,00 | -1,51 |
| M | 2,00 | 1,51 |

You can find the component part drawing on the next page.

Technical data

General values

| | |
|--------------------------|---------------------------|
| Connector design | cable connector |
| Connector locking system | screw |
| Termination | solder |
| Wire gauge (mm) | max. 0.25 mm ² |
| Wire gauge (AWG) | max. 24 |
| Cable outlet | 4.0 - 6.0 mm |
| Upper limit temperature | 95 °C |
| Lower limit temperature | - 30 °C |
| Customs tariff number | 85369010 |
| Packaging Unit | 50 |

Cable data

| | |
|------------|----|
| Approval 1 | UL |
|------------|----|

Electrical values

| | |
|---------------------------|----------------------|
| Rated current (40 °C) | 3 A |
| Rated voltage | 60 V |
| Rated impulse voltage | 500 V |
| Pollution degree | 1 |
| Overvoltage category | I |
| Insulating material group | III |
| Insulation resistance | ≥ 10 ¹⁰ Ω |
| EMC compliance | shieldable |
| Degree of protection | IP67 |
| Mechanical operation | > 500 Mating cycles |

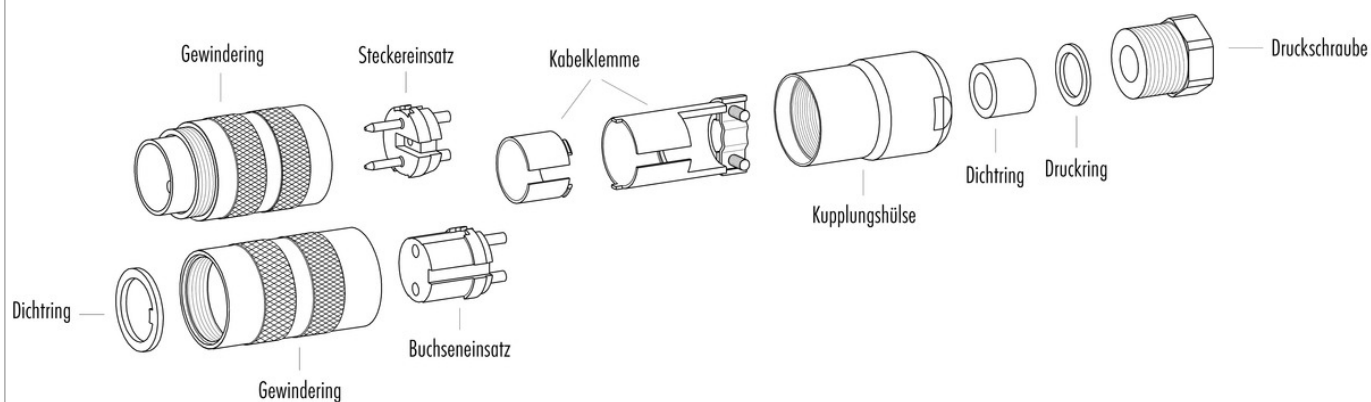
Material

| | |
|-----------------------|----------------------|
| Contact material | CuZn (brass) |
| Contact plating | Au (gold) |
| Contact body material | PBT (UL94 V-0) |
| REACH SVHC | CAS 7439-92-1 (Lead) |

Product description **M16 IP67 cable connector, Contacts: 12, 4.0 - 6.0 mm, shieldable, solder, IP67, UL**

Area **M16 IP67 series 423**
Order number **99 5129 00 12**

Component part drawing



| | |
|---------------------|---|
| Product description | M16 IP67 cable connector, Contacts: 12, 4.0 - 6.0 mm, shieldable, solder, IP67, UL |
| Area | M16 IP67 series 423 |
| Order number | 99 5129 00 12 |

Security notices

The connectors are designed for use in plant, control system and electrical equipment. The end user is responsible for checking whether the connectors are suitable for use in other applications.

Connectors with degree of protection IP 67 and IP 68 are not suitable for use under water. When used outdoors, the connectors must be separately protected against corrosion. For further information about IP degrees of protection refer to 'Technical support' in the Download Centre.

To lock the cable connector to the equipment connector, the threaded ring is tightened until it is 'finger-tight' (approx. 50 cNm).